





PRACTICE POINTS

Our Product

- 1• Appointment lengths in the day book are set via a pop-up menu. You may also select a first slot, and then use the standard Mac practice of Shift-Clicking on a subsequent slot.
- 2• If installing our package for the first time on a new Mac, please remember to add the two required fonts... [Bar Code 39 12](#) and [New Century Schlbk](#). A good location would be [HD -> Library -> Fonts](#), but any fonts folder should do.
- 3• Further to **, when saving your Users & Groups for a new version, you might make a point of ensuring that the saved file goes into [TheP f](#) folder, so that you can find it easily for reloading.
- 4• Reminder... to reverse the true / false of a selection of records, you should [Control-Click](#) its title which will have a small pink line.
- 5• Subject to preference settings, records are pre-sorted, and title bar sorting is a transient action... with records remaining stored in their chronological order. Sites with years of records may perform a permanent sort by way of [TheP.Tools](#). **Please contact us first for prerequisite issues!**
- 6• There are keyboard shortcuts for almost everything, as documented in [TheP Manuals -> TPM21 PowerUser -> p 21-3 to 21-10](#).
- 7• Capture email and web addresses in [TheP](#) by clicking on the e-mail and web icons when at a person's record. Simply paste, [Apple-V](#), when you open your email client or web browser. Make an alias of your e-mail client  and rename it [EC](#), and make an alias of your web browser  and rename it [WB](#). Both of these should be placed in the [Aliases](#) folder within [TheP f](#).

Did You Know?

Your most important resource, the data file, can be damaged if... backing up over wireless (high probability), Ethernet (low, but non-zero probability) or while active... so please exit the program / server / tools first. Our best advice is to get an external hard disk or CD-ROM. The Über solution is an iPod which essentially guarantees getting your data off site, as you go mobile with music and such.

Mac OSX

** Why not consider saving an acquired document to your desktop. You are very likely to want to do something with it, so keep it handy... as opposed to having it go to the default [Documents](#) folder.

Running classic applications (aka Mac OS9) on the latest Intel Macs (iiMacs) is NOT an option.

Yet another package for running Windows software on your Intel Mac. Called Codeweavers Crossover Mac, this one does NOT need a Windows OS, so it could be the "Holy-Grail" for Windows-on-Mac. Watch this space!

New 13" iBooks (um... MacBooks) now come with everything, including a duo-core Intel chip making it over 5 times faster. They include user accessible hard disks bays for easy upgrades. Hmm.. so we install Mac OSX on the hard drive, install Windows on a spare drive and swap them as we wish ?






Rumors of a true iPod Video and / or an iPod Phone are getting quite specific these days... will they be out before this issue?

- Go Apple ! -



New Feature! The index stripping versions of ThePractitioner are now ready. Please contact us if you want a copy... It is now on our latest product CD.

System Preferences & the MenuBar

(a)  (b)  (c)  (d)  (e)  Most Macs will have the **Sound** (a) control panel in the MenuBar, but you may populate it with other items. **Monitors** (b) sets your screen resolutions. **Date&Time** (c) sets your clock display and also synchronizes your internal system clock. **Printers** (d) can place a desktop printer on your desktop for drag-drop-printing... and also to set up sending and receiving of faxes. **Energy Saver** (e) determines how to sleep, shutdown, and restart after power failure. Macs with **Airport** and / or **Blue tooth** installed - now standard on all new Macs - will also have their controllers in the MenuBar..Your MenuBar will probably look something like the following. From the left... **Modem**, the **Fax Manager**, **Sound**, **Monitors**, **Blue tooth**, **Airport**, **Date&Time**, and **Spotlight**.



Classic Applications



Use the **Classic Support** control panel to run Mac OS9 software. Letting the Mac OSX system handle all your hardware, communications, stability and security, is a much better solution.



Restarting from Another Volume

Use the **Startup Disk** control panel to restart your Mac from another hard disk or to reboot from an Intel iMac (iiMac) running **Windows**.



When choosing a start-up volume, please **DO NOT** select the network, unless you are actually on a network which supports remote booting.

A .Mac Account



This is not just a very good web based e-mail service (up to 5 color coded ones BTW). Yes, there is an annual charge, but there are a huge range of benefits and services included as integrated with, and enhancing, your Mac applications.

In the next issue we will discuss some third party products which really enhance the Macintosh experience. Apple may have already subsumed such things into their ever improving releases, but that's progress!



The **Public** folder of our iDisk has the latest versions of our product. Please observe the **Update** pdf

which came on your original installation CD. Until the next issue...



A wealth of information about TheP can be found at www.thepractitioner.com.au. This site also allows you to download the latest documentation, and to be notified of any recent changes or versions. Why not post your requests and feedback while you are there!

Contacting Us



Triple-E Nominees Int'l. Pty Ltd (Inc in Qld)



www.thepractitioner.com.au



07-3371-5815



04-1061-1256



thepractitioner@mac.com